



Recycling Authority May 2022

20000 West Eight Mile Road | Southfield
248-208-2270 | www.rrrasoc.org



It's Yard Waste Season!



The sun is out, the birds are chirping, and the grass is growing. This also means mowing the lawn, picking up sticks, and pulling weeds. See below for some tips to sustainably maintain a healthy lawn and garden this season.

In Michigan, yard waste is banned from going to landfills because of the methane (a potent greenhouse gas) it creates. Yard waste is picked up curbside and is taken to be composted. For collection and composting purposes, yard waste must be contained in a brown yard waste bag or a trash can marked with a "yard waste" sticker. It should **not** be placed in your recycling cart or left at the drop-off sites. Because yard waste handling differs by community, we have listed the contact information for each one below or you can visit our [Collection & Preparation](#) page to find your community's specifications.

For more information, contact your local DPW or office:

Farmington

Farmington DPW:
248-473-7250
farmington.mi.us

Farmington Hills

Farmington Hills DPW:
248-871-2850
fhgov.com

Milford

Village of Milford DPW:
248-685-3055
villageofmilford.org

Milford Township

Township Offices:
248-685-8731
milfordtownship.com

Novi

GFL Environmental
248-204-6759
cityofnovi.org

South Lyon

South Lyon DPW:
248-437-6914
southlyonmi.org

Southfield

Southfield DPW:
248-796-4860
cityofsouthfield.com

Walled Lake

Walled Lake DPW:
866-624-4847
walledlake.us

Wixom

Wixom DPW:
248-624-0141
wixomgov.org

What is Grasscycling?

In the warmer months, grass clippings can account for up to 50% of one's total yard trimmings.

Grasscycling, a simple and natural approach to lawn care, is the practice of leaving grass clippings on the lawn or using them as mulch - no raking or bagging involved! Through decomposition, grass clippings release nitrogen and other valuable nutrients into the soil, resulting in a greener, healthier lawn without the use of fertilizer, pesticides, and herbicides.



In order to grasscycle, mow no more than 1 inch off your lawn when it is dry by using a mulching blade. Leave the grass clippings where they fall and allow them to decompose. Any clippings that blow onto sidewalks or driveways can be swept back onto the lawn to prevent them from ending up in surface water or drains.

Interested in grasscycling and want to learn more? Click [here!](#)



Mythbuster:

Contrary to popular belief, leaving grass clippings on your lawn does **NOT** cause thatch. Thatch is a layer of living and dead stems, leaves, and roots that accumulates between the layer of actively growing grass and the soil underneath.

How to Make Homemade Mulch

By spreading a thin layer of mulch on your garden or flowerbeds, you can add nutrients, reduce run-off, and insulate your soil. It even keeps your plants cool as the temperature rises! Save money by making your own mulch using the following ingredients:



Leaves and Pine Needles: Chop these up until they're about the size of a dime, either by using the lawn mower or with hedge trimmers. You can add in some grass clippings (see "Grasscycling" above) or leave it on its own.

Newspaper: Carefully rip four to eight sheets to allow them to wrap around the base of your plants, then moisten them with a hose or watering can to ensure they stay in place. Top them off with grass clippings, leaves, or compost to prevent them from drying out.

Compost: Households produce a significant amount of organic material that is well-suited for composting such as vegetative food scraps from the kitchen, dead houseplants, and garden trimmings. Make sure your compost is a dark, earthy substance before scattering a layer 2"- 4" thick on your garden.



Composting Tip!

Your compost will need more carbon (brown) materials than nitrogen (green) materials. Finished compost will take between four weeks and one year, depending on how often you turn it and how well you maintain the moisture of the pile.

Full composting instructions can be found on our [Healthy Lawn and Garden](#) info sheet.

Community Quiz

Put your thinking caps on! Southfield Cable 15 has written and produced an informative video to spread awareness about the importance of recycling right that applies to all RRRASOC communities. Give it a try! **Thanks, Southfield Cable 15!**



Milford Girl Scout Video Highlights Proper Medicine Disposal

Did you know? Expired or unused medications can be hazardous to people, pets, and the environment if not disposed of properly. Follow along as a local Girl Scout who is working toward her Gold Award (the highest award in Girl Scouts!) explains the basics of proper medicine disposal.

For more information on medicine disposal, click [here](#). Don't forget to check the dates below for upcoming HHW Collection events!



Upcoming HHW Event Dates

May 21st, 2022

Milford Civic Center
1100 Atlantic St., Milford
Enter from West, off Mont Eagle St.

July 16th, 2022

Wixom Dept. of Public Works
2041 Charms Rd., Wixom
9:00am - 2:00pm

October 1st, 2022

Novi Dept. of Public Works
26300 Lee BeGole Dr., Novi
9:00am - 2:00pm

October 29th, 2022

RRRASOC MRF - Truck Entrance
20875 Mapleridge Ave., Southfield
9:00am - 2:00pm

*The T-shirt icon indicates an HHW Collection Event in which clothing, shoes, accessories, and small household items will be accepted by *Simple Recycling*.

For more information about HHW events and how to prepare your items, please visit our [HHW page](#).

HHW Drop-Off at ERG Environmental Services

If you have HHW that you'd like to properly dispose of between collection events, you're in luck! Drop off your HHW without a fee at ERG Environmental Services during the following hours:

Mon, Wed, Fri:
9:00 AM - 5:00 PM

Tue, Thur:
9:00 AM - 7:00 PM

HHW pickup from your home is also available for a fee of \$135 per stop plus \$0.75 per pound of material collected. This fee is paid directly by the resident to ERG Environmental Services.

To confirm drop-off times and/or to schedule a pickup, please contact:

ERG Environmental Services
13040 Merriman Road, Livonia
(734) 437-9650



For more info, visit the [ERG HHW Drop-Off page](#) or our [HHW page](#).

Follow Us on Facebook

Want more tips, tricks, and updates about recycling? We have a Facebook page where we can reach you daily to make recycling easier. Not only that, but you can reach us too - send us a message or comment on one of our posts today!

[Head over to Facebook](#)



RRRASOC Recycling Directory

Not sure what to do with stuff?

Visit rrrasoc.org and use the Recycling Directory search bar to type in keywords and get recycling, composting, reuse or disposal instructions.

The searchable, intuitive format of the Recycling Directory provides RRRASOC

specific information.





Also Available:

- Mobile App
 - From your App Store or Google Play, search for "Recycling Authority"
- Alexa Enabled Device
 - Simply say, "Alexa, enable Recycling Directory"

NOT SURE WHAT TO DO WITH STUFF?

COMPOST? RECYCLE? DONATE? TRASH?

GET CONNECTED TO FIND OUT!

MOBILE APP	ONLINE	SOCIAL	E-NEWS
 <small>Available on the App Store</small>	 <small>Visit rrrasoc.org</small>	 <small>facebook.com/rrrasoc</small>	 <small>Sign up for e-news at rrrasoc.org</small>

RRRASOC | THE RECYCLING AUTHORITY
Farmington, Farmington Hills, Millers, Millard Township, Novi, South Lyon, Southfield, Walled Lake, Westland

RRRASOC - Recycling Authority | 248-208-2270 | rrrasoc.org