

RRRASOC COMMUNITIES

SOLID WASTE & RECYCLING

2025 METRICS

HOW WELL ARE WE RECYCLING?



Paper, Plastic, Glass, & Metal Recycled



Clothing Reused



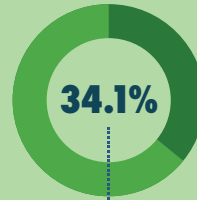
Hazardous Materials Properly Managed



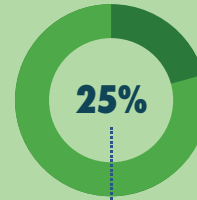
Organics Composted



99,528
TOTAL SOLID WASTE



TOTAL RECYCLING RATE IN RRRASOC COMMUNITIES, 2025



TOTAL RECYCLING RATE IN MICHIGAN

RRRASOC COMMUNITIES HAD A HIGHER RESIDENTIAL RECYCLING RATE THAN THE MICHIGAN AVERAGE.

HOW MUCH DID IT COST?

(per capita)

\$116.85
SOUTHEAST MICHIGAN
(regional average)

RRRASOC COMMUNITIES ONLY SPENT ABOUT HALF AS MUCH AS THE REGIONAL AVERAGE!

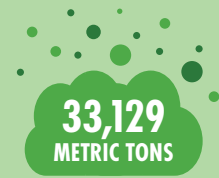
\$60.03
RRRASOC COMMUNITIES



ENVIRONMENTAL IMPACTS



Energy Saved



Reduced CO₂e



Trees Saved



Reduced Air/Waterborne Emissions



RRRASOC

THE RECYCLING AUTHORITY